
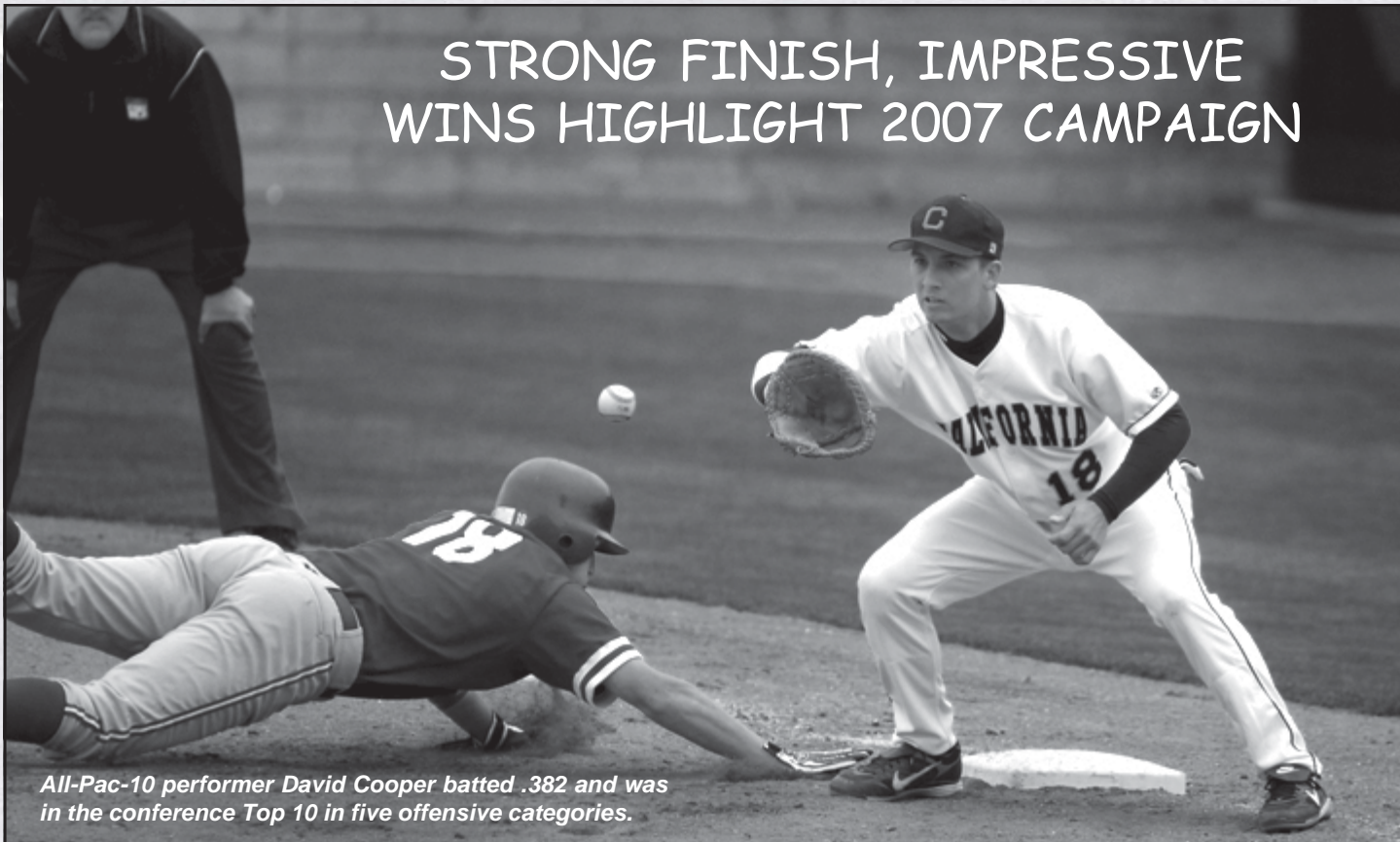


2007 in Review



Alex Rollin had a breakout season in 2007, winning eight games and shutting out national champion Oregon State, 4-0, in Corvallis.

2007 SEASON IN REVIEW

STRONG FINISH, IMPRESSIVE
WINS HIGHLIGHT 2007 CAMPAIGN

All-Pac-10 performer David Cooper batted .382 and was in the conference Top 10 in five offensive categories.

The California baseball team barely missed out on qualifying for the NCAA tournament in 2007, although a strong case could be made that the Golden Bears were a worthy postseason participant. Cal finished the season 29-26 overall and were alone in fourth place in the Pac-10 with a 12-12 record. David Esquer's squad won six of their last eight games, including sweeping USC at Evans Diamond, and earlier in the year won series against World Series qualifiers UC Irvine and Arizona State. The Bears also shut out two-time defending national champion Oregon State, 4-0, in Corvallis.

Cal was the only team in the conference to win two-of-three games over Pac-10 champion ASU when the Bears upset the then-No. 7-ranked Sun Devils at Evans Diamond. In the final league stats, Cal was third with a .974 fielding percentage, fourth with a 4.48 team ERA and fifth with a .303 team batting average. Not bad for a young squad that ended up starting three freshmen in the outfield at the end of the year, and whose top two pitchers and leading hitter were sophomores.

A pair of Cal sophomores, right-hander Tyson Ross and left-handed first baseman David Cooper, were selected first-team All-Pac-10 after stellar seasons. Ross fin-



ished with a 6-6 mark and was second in the league with a 2.49 ERA and third in the conference with 120 strikeouts in 115.2 innings. His 120 strikeouts were second on the Cal all-time single-season strikeout list and he threw at least 6.0 innings in 15 of his 17 starts, and 7.0 innings or more 11 times, including a complete game at Stanford.

Ross was also named a semifinalist for the Golden Spike Award as the nation's top collegiate baseball player, and on Mar. 25, 2007 he was picked as the National Player of the Week by *Collegiate Baseball* after striking out 16 batters (three away from the school record of 19 set by Larry Colton in 1963) with only one walk in 7.0 innings against Oral Roberts. Ross was noted for fielding as well, winning the Rawlings Gold Glove award as the nation's best fielding pitcher. For his career, Ross now has 205 strikeouts (ninth on Cal's career list) in 200.1 innings with a 2.79 ERA.

Cal's top newcomer in 2007, Cooper was a transfer from Cal State Fullerton where he was a member of the 2006 College World Series All-Tournament team. An

Tyson Ross earned first-team All-Pac-10 honors after striking out 120 batters in 115.2 innings with a 2.49 ERA.

All-Pac-10 selection in 2007 for the Bears, Cooper batted a team-leading .382 with a team-best 14 doubles, 12 home runs and 55 RBI. He also paced Cal with a .627 slugging percentage, 30 walks and had a .450 on-base percentage. Cooper was third in the Pac-10 in batting average, fifth in the league in slugging and on-base percentage and seventh in the conference in home runs. His highlights included two, two-run homers versus Kent State Mar. 9, and two solo home runs at UC Santa Barbara Feb. 26. He was named the Feb. 26 Pac-10 Player of the Week after going 10-for-27 with two doubles, three home runs and eight RBI in road games at San Jose State, Long Beach State and UC Santa Barbara.

Additional Bear postseason honors were bestowed upon sophomore pitchers Matt Gorgen and Craig Bennigson, and freshmen outfielders Jeff Kobernus and Blake Smith – all honorable mention All-Pac-10 honorees.

Last season, Gorgen was one of 40 players on the NCBWA Stopper of the Year Midseason Watch List, having struck out 75 batters in 61.0 innings with a 2.51 ERA (third in the Pac-10). He also led the Pac-10 with 31 appearances, was sixth in the league with nine saves (second on the Cal all-time single season list), and 38 of his 75 strikeouts were called looking (second in the Pac-10). In the Bears' sweep of USC, Gorgen picked up a win and a save. In 60 career appearances, he now has 109 strikeouts in 100.2 innings, and is eighth on Cal's career save list (11 saves).

Bennigson developed into one of the Bears' stalwarts at the end of last season, finishing 5-3 with a 3.34 ERA and notching Pac-10 wins versus USC and UCLA. Kobernus led the team with 13 stolen bases, was second on the squad behind Cooper with a .331 average, and was named a *Collegiate Baseball* Freshman All-American – only the fourth Cal player in school history to earn the honor. Smith finished his frosh season batting .320 with six home runs and 30 RBI, while also strik-

Jeff Kobernus earned Collegiate Baseball Freshman All-America honors after batting .331 and leading the team with 13 stolen bases.

ing out 23 batters in 21.1 innings on the mound.

Other notable achievements for the Bears were the pitching of junior right-hander Alex Rollin, who was 10th in the Pac-10 with eight wins, including his stellar effort in shutting out Oregon State, only allowing four hits in six innings. Senior infielder Brett Munster excelled in both the baseball field and the classroom as he batted a career-best .327 while also being named to *ESPN The Magazine's* District 8 All-Academic Team and first-team Pac-10 All-Academic. Sophomore outfielder Michael Capbarat joined Munster as first-



Senior Brett Munster concluded his college career on a fine note, batting .327 while also being named ESPN The Magazine District 8 All-Academic.

team Pac-10 All-Academic selection, and junior outfielder Taylor Grigsby (.295) and sophomore catcher Charlie Cutler (.310), were second-team and honorable mention Pac-10 All-Academic honorees, respectively.

Cal's 2007 team award winners were Cooper as the recipient of both the Robert A. Roos Batting Cup as the team's leading hitter (.382), and the Clint Evans Award as the team's most valuable player. Ross and Gorgen shared the Most Valuable Pitcher award, while Kobernus was the recipient

of the Freshman of the Year award. Cutler garnered the George Wolfman Award as the team's most improved player, and Munster was named the winner of the Wayne Hooper Award. Junior first baseman Mike Van Winden – who batted .306 in 2007 and concluded his college career with 109 hits, 22 doubles and 62 RBI – was selected as the 2007 Edwin E. Lord Award winner as the team's most inspirational player, and was the 2007 Coaches Award recipient.



2007 FINAL STATISTICS

OVERALL BATTING

Player	AVE	GP-GS	AB	R	H	2B	3B	HR	RBI	TB	SLG%	BB	HBP	SO	GDP	OB%	SF	SHSB-ATT	PO	A	E	FLD%	
18 David Cooper	.382	55-55	204	39	78	14	0	12	55	128	.627	30	1	21	6	.450	7	2	2-6	454	42	4	.992
23 Jeff Kobernus	.331	52-49	181	31	60	5	1	1	22	70	.387	12	2	27	9	.370	5	5	13-19	43	2	3	.938
5 Brett Munster	.327	50-44	165	27	54	12	1	1	22	71	.430	13	4	25	2	.390	0	6	5-6	50	129	9	.952
37 Blake Smith	.320	51-49	178	31	57	12	1	6	30	89	.500	13	5	50	1	.381	1	2	3-6	78	5	4	.954
16 Charlie Cutler	.310	50-47	155	24	48	6	0	2	27	60	.387	18	5	13	2	.399	0	10	9-11	323	35	2	.994
42 Mike Van Winden	.306	34-5	36	9	11	1	0	0	9	12	.333	7	1	5	2	.422	1	0	0-0	47	5	1	.991
31 Rich Gorman	.302	30-10	43	13	13	4	0	0	2	17	.395	11	3	6	1	.474	0	4	3-3	4	8	0	1.000
10 Stephen Carlson	.300	33-25	90	19	27	3	2	2	11	40	.444	7	3	17	2	.370	0	6	1-2	14	37	3	.944
2 Taylor Grigsby	.295	36-17	78	11	23	1	0	1	6	27	.346	5	0	16	1	.337	0	2	3-5	38	0	2	.950
33 Dylan Tonneson	.290	18-5	31	5	9	1	0	0	5	10	.323	1	1	2	0	.333	0	0	1-2	41	5	1	.979
3 Josh Satin	.287	53-53	202	33	58	11	0	4	41	81	.401	27	1	38	5	.368	4	3	3-7	88	162	7	.973
20 Jordan Karnofsky	.284	31-21	74	10	21	7	0	1	10	31	.419	8	1	15	1	.361	0	0	2-2	0	0	0	.000
26 Michael Brady	.271	47-40	144	27	39	6	0	4	26	57	.396	5	2	35	1	.299	3	4	2-4	54	121	13	.931
29 Ryan Hanlon	.265	53-41	151	22	40	8	0	3	19	57	.377	14	4	30	1	.341	1	7	1-1	77	2	1	.988
4 Brett Jackson	.230	43-20	61	13	14	1	1	0	4	17	.279	12	3	20	0	.382	0	3	4-8	44	0	2	.957
24 Michael Capbarat	.218	30-11	55	7	12	0	1	2	14	20	.364	6	1	14	0	.297	2	2	2-2	16	0	1	.941
49 Connor Buestad	.000	5-0	5	0	0	0	0	0	0	0	.000	0	0	1	0	.000	0	0	0-0	0	0	0	.000
22 Brett Thomas	.000	9-3	4	0	0	0	0	0	0	0	.000	2	1	3	1	.429	0	1	0-0	28	1	2	.935
6 Kyle Spraker	.000	3-0	3	0	0	0	0	0	1	0	.000	0	0	2	0	.000	1	0	0-0	1	5	0	1.000
35 Tyler Waddell	.000	2-0	2	0	0	0	0	0	0	0	.000	0	0	2	0	.000	0	0	0-0	0	0	0	.000
Totals	.303	55-55	1862	321	564	92	7	39	304	787	.423	191	38	342	35	.375	25	57	54-84	1454	641	57	.974
Opponents	.279	55-55	1877	282	524	89	10	30	259	723	.385	193	57	388	55	.362	9	43	53-72	1444	594	53	.975

LOB - Team (409), Opp (444). DPs turned - Team (61), Opp (47). CI - Team (1), Cutler 1, Opp (1). IBB - Team (5), Cooper 3, Smith 1, Grigsby 1, Opp (6). Picked off - Smith 2, Brady 2, Munster 1, Tonneson 1, Hanlon 1, Cutler 1, Jackson 1, Grigsby 1, Cooper 1.

OVERALL PITCHING

Player	ERA	W-L	APP	GS	CG	SHO/CBOSV	IP	H	R	ER	BB	SO	2B	3B	HR	AB	B/Avg	WP	HBP	BK	SFA	SHA	
44 Tyson Ross	2.49	6-6	17	17	1	0/2	115.2	103	37	32	39	120	24	1	6	428	.241	8	8	2	3	9	
11 Matt Gorgen	2.51	3-5	31	0	0	0/4	9	61.0	54	20	17	22	75	10	2	1	224	.241	1	1	0	1	2
27 Craig Bennigson	3.34	5-3	26	7	0	0/3	0	70.0	75	38	26	30	50	10	1	2	268	.280	5	10	1	0	12
37 Blake Smith	4.22	1-0	16	0	0	0/0	1	21.1	15	10	10	9	23	2	0	0	75	.200	1	3	0	0	1
17 Travis Erickson	4.29	1-1	14	2	0	0/0	0	21.0	30	14	10	10	19	5	1	0	90	.333	5	0	1	1	2
50 Kurt De La Rosa	4.50	0-0	2	0	0	0/0	0	2.0	1	1	1	3	2	0	0	0	6	.167	0	1	1	0	0
46 Alex Rollin	4.91	8-5	17	17	0	0/2	0	77.0	92	47	42	25	40	10	1	7	304	.303	3	7	0	1	5
19 Dane Ferguson	5.31	1-1	21	0	0	0/0	0	40.2	45	28	24	17	19	6	1	1	158	.285	2	14	0	0	5
30 Nick Nunez	7.75	3-3	22	6	0	0/0	0	40.2	52	40	35	16	21	11	0	3	172	.302	7	6	1	0	3
36 Chris Petrini	8.31	0-0	1	1	0	0/0	0	4.1	6	4	4	0	1	0	0	3	18	.333	0	0	0	0	1
43 Sean Watson	9.95	1-1	12	1	0	0/0	0	12.2	19	14	14	6	4	1	4	50	.380	1	2	0	0	2	
47 Mike Cassidy	10.12	0-0	10	2	0	0/0	0	10.2	20	13	12	7	8	3	1	1	50	.400	1	2	3	1	1
15 Nick Tess	12.00	0-0	4	0	0	0/0	0	3.0	5	5	5	3	1	0	1	14	.357	1	2	0	0	0	
34 Greg Redig	13.50	0-0	5	2	0	0/1	0	3.1	5	5	5	3	1	2	1	0	14	.357	0	1	0	1	0
18 David Cooper	27.00	0-1	1	0	0	0/0	0	0.2	1	2	2	2	1	1	0	0	3	.333	0	0	0	0	0
42 Mike Van Winden	40.50	0-0	2	0	0	0/0	0	0.2	1	4	3	2	1	0	0	1	3	.333	0	0	0	1	0
Totals	3.92	26-28	54	54	3	4/3	11	479.3	479	251	209	207	376	62	5	20	1786	.268	42	52	5	17	49
Opponents	3.84	28-26	54	54	5	1/1	12	478.0	466	254	204	164	287	82	6	44	1794	.260	36	52	6	13	60

PB - Team (8), Cutler 4, Tonneson 4, Opp (7). Pickoffs - Team (4), Ross 2, Gorgen 1, Rollin 1, Opp (11). SBA/ATT - Cutler (45-58), Rollin (10-15), Ross (9-14), Ferguson(11-12), Erickson (6-6), Bennigson (4-6), Tonneson (5-5), Gorgen (2-5), Watson (2-4), Cassidy (4-4), Thomas (3-3), Nunez (3-3), Smith (1-2), Petrini (1-1).

CONFERENCE BATTING

Player	AVE	GP-GS	AB	R	H	2B	3B	HR	RBI	TB	SLG%	BB	HBP	SO	GDP	OB%	SF	SHSB-ATT	PO	A	E	FLD%	
18 David Cooper	.402	24-24	87	16	35	6	0	4	18	53	.609	13	1	11	4	.476	2	1	1-3	189	17	1	.995
42 Mike Van Winden	.375	16-3	16	6	6	0	0	0	4	6	.375	6	1	2	1	.565	0	0	0-0	22	5	1	.964
16 Charlie Cutler	.346	24-24	81	13	28	3	0	1	17	34	.420	10	3	5	1	.436	0	6	4-6	164	15	2	.989
3 Josh Satin	.321	23-23	81	15	26	3	0	2	15	35	.432	16	0	15	1	.420	3	0	2-4	37	70	4	.964
5 Brett Munster	.309	21-16	68	10	21	4	0	1	8	28	.412	1	2	10	1	.338	0	2	2-3	16	28	1	.978
37 Blake Smith	.307	24-24	88	14	27	8	0	2	12	41	.466	6	2	22	1	.361	1	1	2-4	34	1	0	1.000
2 Taylor Grigsby	.294	14-8	34	3	10	1	0	0	2	11	.324	0	0	6	1	.294	0	0	2-3	16	0	1	.941
31 Rich Gorman	.292	14-6	24	7	7	2	0	0	1	9	.375	7	1	3	1	.469	0	3	1-1	3	4	0	1.000
10 Stephen Carlson	.281	11-9	32	6	9	2	1	1	6	16	.500	2	1	5	1	.343	0	2	0-1	2	18	2	.909
20 Jordan Karnofsky	.270	16-11	37	4	10	1	0	1	3	14	.378	2	0	10	1	.308	0	0	1-1	0	0	0	.000
4 Brett Jackson	.269	19-8	26	7	7	1	1	0	2	10	.385	5	3	8	0	.441	0	2	1-1	25	0	2	.926
26 Michael Brady	.268	23-23	82	15	22	3	0	4	15	37	.451	2	1	18	1	.291	1	4	0-1	35	73	7	.939
29 Ryan Hanlon	.256	22-11	43	6	11	3	0	0	8	14	.326	5	1	9	0	.340	1	3	1-1	26	1	0	1.000
23 Jeff Kobernus	.246	22-20	65	7	16	0	1	1	8	21	.323	4	1	8	6	.288	3	5	2-3	24	2	2	.929
24 Michael Capbarat																							

2007 FINAL RESULTS

(29-26, 12-12 in PAC-10)

DATE	OPPONENT	RESULT	RECORD	PAC-10	PITCHER	ATTEND
Feb. 2	UC Irvine	L 4-3	0-1	-	Bennigson	527
Feb. 3	UC Irvine	W 10-4	1-1	-	Ferguson	609
Feb. 4	UC Irvine	W 6-0	2-1	-	Rollin	319
Feb. 11	Portland	W 9-5	3-1	-	Ross	213
Feb. 11	Portland	W 4-3	4-1	-	Rollin	283
Feb. 13	San Francisco	L 15-6	4-2	-	Watson	223
Feb. 16	UNLV	W 8-4	5-2	-	Bennigson	353
Feb. 17	UNLV	L 3-2	5-3	-	Ross	948
Feb. 18	UNLV	L 11-10	5-4	-	Gorgen	609
Feb. 20	at San Jose State	L 9-8	5-5	-	Erickson	723
Feb. 23	at Long Beach State	L 4-1	5-6	-	Ross	1164
Feb. 24	at Long Beach State	L 8-3	5-7	-	Bennigson	1280
Feb. 25	at UC Santa Barbara	W 7-1	6-7	-	Rollin	272
Feb. 26	at UC Santa Barbara	W 6-1	7-7	-	Nunez	134
Mar. 2	at Stanford	L 1-0	7-8	-	Ross	1492
Mar. 3	at Stanford	L 5-4	7-9	-	Cooper	1775
Mar. 4	at Stanford	L 9-7	7-10	-	Rollin	1952
Mar. 9	vs. Kent State#	W 8-0	8-10	-	Ross	211
Mar. 10	at Louisville#	L 12-9	8-11	-	Bennigson	969
Mar. 11	vs. Indiana State#	W 4-1	9-11	-	Rollin	203
Mar. 13	at UC Davis	W 7-6	10-11	-	Bennigson	307
Mar. 16	Rhode Island	W 7-6 (11)	11-11	-	Gorgen	327
Mar. 17	Rhode Island	L 8-7	11-12	-	Ferguson	313
Mar. 18	Rhode Island	W 6-2	12-12	-	Rollin	443
Mar. 22	Oral Roberts	L 2-1	12-13	-	Ross	211
Mar. 23	Oral Roberts	W 8-3	13-13	-	Nunez	307
Mar. 24	Oral Roberts	W 6-1	14-13	-	Rollin	423
Mar. 28	at UC Santa Barbara	W 9-7	15-13	-	Bennigson	88
Mar. 30	Washington State*	W 8-4	16-13	1-0	Ross	315
Mar. 31	Washington State*	W 6-2	17-13	2-0	Watson	365
Apr. 1	Washington State*	L 9-6	17-14	2-1	Nunez	1160
Apr. 5	at Arizona*	L 1-0 (11)	17-15	2-2	Gorgen	1234
Apr. 6	at Arizona*	L 15-12	17-16	2-3	Rollin	1672
Apr. 7	at Arizona*	L 5-3	17-17	2-4	Gorgen	1039
Apr. 13	at Oregon State*	L 1-0	17-18	2-5	Ross	1835
Apr. 14	at Oregon State*	W 4-0	18-18	3-5	Rollin	1972
Apr. 15	at Oregon State*	L 5-3	18-19	3-6	Nunez	1759
Apr. 17	at Sacramento State	W 10-4	19-19	-	Erickson	95
Apr. 20	Stanford*	W 3-0	20-19	4-6	Ross	483
Apr. 21	Stanford*	L 4-3	20-20	4-7	Gorgen	603
Apr. 22	Stanford*	W 13-5	21-20	5-7	Nunez	615
Apr. 27	Arizona State*	W 4-2	22-20	6-7	Ross	417
Apr. 28	Arizona State*	L 15-2	22-21	6-8	Rollin	393
Apr. 29	Arizona State*	W 13-9	23-21	7-8	Gorgen	513
May 1	at San Francisco	L 13-4	23-22	-	Nunez	125
May 4	at UCLA*	L 13-6	23-23	7-9	Ross	532
May 5	at UCLA*	L 7-2	23-24	7-10	Rollin	827
May 6	at UCLA*	W 16-0	24-24	8-10	Bennigson	1107
May 8	San Jose State	W 7-6 (11)	25-24	-	Smith	210
May 19	USC*	W 4-3	26-24	9-10	Gorgen	393
May 20	USC*	W 6-1	27-24	10-10	Rollin	684
May 21	USC*	W 6-3	28-24	11-10	Bennigson	330
May 25	at Washington*	W 8-3	29-24	12-10	Ross	679
May 26	at Washington*	L 12-2	29-25	12-11	Rollin	890
May 27	at Washington*	L 5-4	29-26	12-12	Gorgen	501

#Cardinal Classic, Louisville, Ky.

*Pac-10 Game




PACIFIC-10 CONFERENCE STATS

2007 FINAL STANDINGS

	CONFERENCE				ALL GAMES			HOME	AWAY	NEUT
	W	L	PCT	GB	W	L	PCT			
Arizona State	19	5	.792	-	49	15	.766	33-3	14-6	2-6
Arizona	15	9	.625	4.0	42	17	.712	28-4	11-13	3-0
UCLA	14	10	.583	5.0	33	28	.541	19-11	12-17	2-0
California	12	12	.500	7.0	29	26	.527	19-9	8-17	2-0
Washington	11	13	.458	8.0	29	27	.518	21-9	7-17	1-1
Oregon State	10	14	.417	9.0	49	18	.731	17-7	21-9	11-2
Washington St.	10	14	.417	9.0	28	26	.519	16-10	12-16	0-0
Stanford	9	15	.375	10.0	28	28	.500	18-15	10-13	0-0
USC	8	16	.333	11.0	27	29	.482	12-16	15-13	0-0




David Cooper



Josh Satin



Brett Jackson



Jordan Karnofsky

OVERALL TEAM BATTING

Team	AVG	G	AB	R	H	2B	3B	HR	RBI	TB	SLG%	BB	HBP	SO	GDP	OB%	SF	SH	SB	ATT
Arizona State	.345	64	2294	599	791	155	18	79	548	1219	.531	319	61	416	35	.432	35	58	87	114
Arizona	.306	59	2021	428	619	126	33	52	389	967	.478	215	90	413	32	.391	39	44	95	127
Stanford	.305	56	2027	359	618	112	18	43	334	895	.442	177	51	375	46	.372	21	21	27	44
Washington	.304	56	1971	351	599	109	18	55	319	909	.461	218	60	365	45	.388	14	30	50	67
California	.303	55	1862	321	564	92	7	39	304	787	.423	191	38	342	35	.375	25	57	54	84
UCLA	.296	61	2081	366	615	106	8	51	341	890	.428	206	87	409	35	.380	17	56	53	74
Oregon State	.287	67	2297	456	659	128	14	46	404	953	.415	328	65	448	45	.387	29	64	76	98
USC	.286	56	1899	287	544	101	19	25	262	758	.399	217	46	350	47	.369	25	35	61	100
Washington St.	.281	54	1857	317	522	103	16	33	282	756	.407	177	70	321	38	.362	21	47	60	82

INDIVIDUAL BATTING

BATTING AVERAGE		HITS		RUNS		RUNS BATTED IN	
Wallace, ASU	.404	Wallace, ASU	107	Wallace, ASU	75	Wallace, ASU	78
Sogard, ASU	.400	Sogard, ASU	100	Sogard, ASU	74	Rhinehart, ARIZ	66
Cooper, CAL	.382	Paramore, ASU	85	Paramore, ASU	64	Ziegler, ARIZ	63
Paramore, ASU	.379	Barney, OSU	84	Ratliff, STAN	61	Roling, ASU	63
Sorgi, STAN	.375	Crawford, UCLA	83	Ziegler, ARIZ	59	Sogard, ASU	62
Rhinehart, ARIZ	.372	Davis, ASU	83	Hopkins, OSU	57	Glenn, ARIZ	62
Spencer, ASU	.369	Rhinehart, ARIZ	83	Roling, ASU	57	Davis, ASU	61
Boyer, WASH	.363	Carrithers, UCLA	82	Davis, ASU	56	Lissman, OSU	61
Roling, ASU	.356	Ziegler, ARIZ	81	Romine, ASU	55	Taylor, STAN	59
Ziegler, ARIZ	.355	Ratliff, STAN	79	Rhinehart, ARIZ	54	Canham, OSU	59



DOUBLES

Davis, ASU	23
Ziegler, ARIZ	23
Rindal, WASH	21
Barney, OSU	20
Paramore, ASU	18
Crawford, UCLA	17
Wallace, ASU	17
Lennerton, OSU	17
Glenn, ARIZ	17
Six tied at	16

TRIPLES


Green, USC	10
Gaston, ARIZ	8
Rhinehart, ARIZ	5
Wallace, ASU	5
Cox, WASH	5
Phelps, STAN	4
Sogard, STAN	4
Gran, WSU	4
Steele, ARIZ	4
Ratliff, STAN	4

HOMERUNS


Wallace, ASU	16
Roling, ASU	15
Decker, UCLA	14
Ziegler, ARIZ	13
Hague, WASH	13
Rhinehart, ARIZ	13
Taylor, STAN	12
Cooper, CAL	12
Ratliff, STAN	12
Sogard, ASU	11

STOLENBASES


Abel, ARIZ	21
Romine, ASU	21
Steele, ARIZ	21
Burgher, WASH	18
Sogard, ASU	18
Hopkins, OSU	17
Borba, WSU	15
Barney, OSU	14
Kobernus, CAL	13
Two tied at	12




Tyson Ross



Matt Gorgen



Craig Bennigson



Alex Rollin

OVERALL TEAM PITCHING

Team	ERA	W	L	G	CG	SHO	CBO	SV	IP	H	R	ER	BB	SO
Oregon State	3.48	49	18	67	0	6	6	20	600.2	542	253	232	193	477
Arizona	3.90	42	17	59	6	4	2	15	526.2	516	273	228	205	541
Arizona State	4.22	49	15	64	7	2	1	18	569.1	575	326	267	239	451
California	4.48	29	26	55	1	5	5	10	484.2	524	282	241	193	388
USC	4.90	27	29	56	1	0	0	19	497.2	568	317	271	175	368
UCLA	5.01	33	28	61	11	0	0	12	533.2	551	351	297	204	461
Washington State	5.02	28	26	54	2	3	3	18	478.2	531	316	267	202	341
Washington	5.46	29	27	56	0	4	4	14	489.1	577	344	297	206	332
Stanford	6.01	28	28	56	3	2	1	13	500.0	636	386	334	211	356

INDIVIDUAL PITCHING

EARNED RUN AVERAGE

Guilmet, ARIZ	1.87
Ross, CAL	2.49
Gorgen, CAL	2.51
Satow, ASU	2.76
Hagadone, WASH	2.77
Reyes, OSU	3.10
Boxberger, USC	3.20
Daman, Jr., WSU	3.28
Bennigson, CAL	3.34
Turpen, OSU	3.44

WINS

Leake, ASU	13
Satow, ASU	13
Guilmet, ARIZ	12
Stutes, OSU	12
Flores, ASU	11

Turpen, OSU	10
Paterson, OSU	10
Brummett, UCLA	10
Mills, ARIZ	9
Rollin, CAL	8

SAVES

Koss, USC	16
Kunz, OSU	12
Humes, WSU	12
Hagadone, WASH	11
Jarvis, ASU	11
Gorgen, CAL	9
Schlerethm, ARIZ	8
Stringer, STAN	7
Rustich, UCLA	6
Stoffel, ARIZ	5

INNINGS PITCHED

Brummett, UCLA	138.0
Guilmet, ARIZ	135.0
Satow, ASU	133.2
Stutes, OSU	132.2
Paterson, OSU	129.2
Leake, ASU	127.0
Flores, ASU	125.0
Ross, CAL	115.2
Brooks, UCLA	110.2
Bleich, STAN	98.2

STRIKEOUTS

Guilmet, ARIZ	146
Stutes, OSU	129
Ross, CAL	120
Satow, ASU	119
Brummett, UCLA	111

Brooks, UCLA	98
Murphy, UCLA	96
Flores, ASU	95
Leake, ASU	94
Mills, ARIZ	89

APPEARANCES

Gorgen, CAL	31
Kunz, OSU	31
Stringer, STAN	31
Koss, USC	29
Grbavac, OSU	28
Kost, WSU	27
Bennigson, CAL	26
Burns, ARIZ	26
Paterson, OSU	26
Stoffel, ARIZ	26




RECORDS VERSUS OPPONENTS

Opponent	Cal W-L	Opponent	Cal W-L
Air Force	0-1	Northern Colorado	1-0
Arizona	63-90	Northern Iowa ... First Meeting	
Arizona State	53-92	Northwestern	2-0
Arkansas	1-0	Notre Dame	2-3
Azusa Pacific	2-0	Occidental	1-0
Baylor	1-0	Ohio State	5-5
Boston College	4-0	Oklahoma	1-2
Bowling Green	1-0	Oklahoma State	0-1
Bradley	2-0	Oral Roberts	5-4
Brigham Young	11-8	Oregon	14-13
Cal Poly	32-4	Oregon State	30-24
Cal Poly Pomona	7-8	Pacific	55-21
Cal State Fullerton	16-10	Pacific Lutheran	2-0
Cal State Hayward	34-7	Pepperdine	17-22
Cal State Los Angeles	2-1	Pennsylvania	2-0
Cal State Northridge	2-1	Penn State	3-0
Carleton	1-0	Pittsburgh	1-1
Centenary	1-0	Portland	4-0
Central Michigan	1-0	Portland State	1-1
Chapman College	3-1	Princeton	0-2
Chico State	22-4	Puget Sound	0-2
Clemson	3-1	Rhode Island	2-1
College of the Redlands	1-0	Rutgers	2-0
Colorado State	1-0	Sacramento State	41-12
Columbia	1-0	St. John's	2-0
Connecticut	1-0	Saint Mary's	119-58
Cornell	5-0	San Diego	1-2
Dartmouth	1-2	San Diego State	2-4
Delaware	1-0	San Francisco	108-37
Denver	2-0	San Francisco State	64-7
Detroit	2-0	San Jose State	80-39
Florida	1-1	Santa Clara	157-92
Florida State	0-1	Seattle	1-0
Fordham	0-1	Sonoma State	7-1
Fresno State	60-57	Southwest Texas State	0-1
George Mason	1-0	Springfield	0-1
Georgetown	2-0	Stanford	215-239
Georgia Tech	2-0	Stanislaus State	15-4
Gonzaga	3-3	Syracuse	1-0
Harvard	2-1	Tennessee	1-2
Hawaii	22-25-1	Texas	4-5
Hawaii Hilo	4-1	Texas A&M	2-2
Hawaii Pacific	2-0	Texas-Pan American	1-0
Houston	1-2	Tulane	4-0
Humboldt State	11-3	UC Davis	64-10
Idaho State	5-1	UC Irvine	12-15
Indiana State	1-0	UCLA	167-159
Iowa State	2-0	UC Riverside	2-2
Kansas State	2-0	UC Santa Barbara	45-15
Kent State	1-0	USC	135-221
Long Beach State	27-26	Utah	1-0
Louisville	0-1	Utah State	1-0
Loyola Marymount	11-10	Utah Valley	First Meeting
Luther	2-0	Valdosta State	1-0
Maine	2-1	Virginia Commonwealth	0-2
Miami (Fla)	1-7	Washington	25-23
Michigan	3-6	Washington State	36-25
Michigan State	3-1	Western Michigan	5-0
Minnesota	5-1	Western Oregon State	0-1
Missouri	2-0	Westmont	1-2
Nebraska	4-2	Wichita State	2-2
Nevada-Las Vegas	8-13	Williams College	1-0
Nevada	17-14	Wisconsin	1-0
New Mexico	1-0	Wyoming	1-0
North Carolina	3-3	Yale	3-0
		Yale	3-0

Bold indicates 2008 opponents

Cal GOLDEN BEAR BASEBALL CAMPS 2008



Cal Bears

Baseball Schools

Ages 7-12 June 23-26
July 7-10

Games Camps

Ages 7-12 June 30 - July 3
July 14-17

Advanced Camp

Ages 13-18 July 30 - Aug. 2

University of California at Berkeley
Department of Intercollegiate Athletics
Enrollment Office: (800) GO BEARS

Camp website: www.CalBears.com

